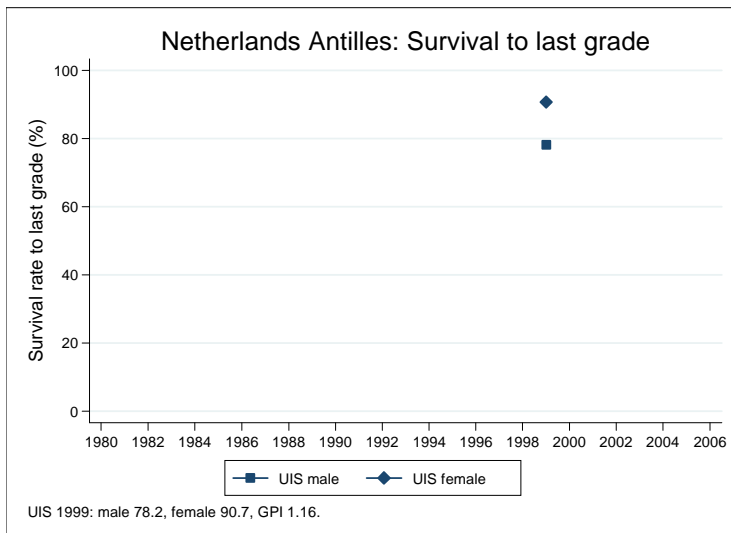
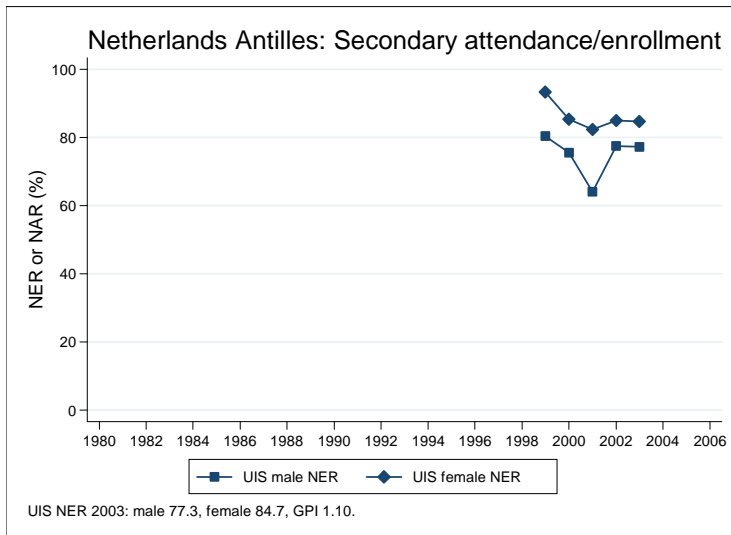
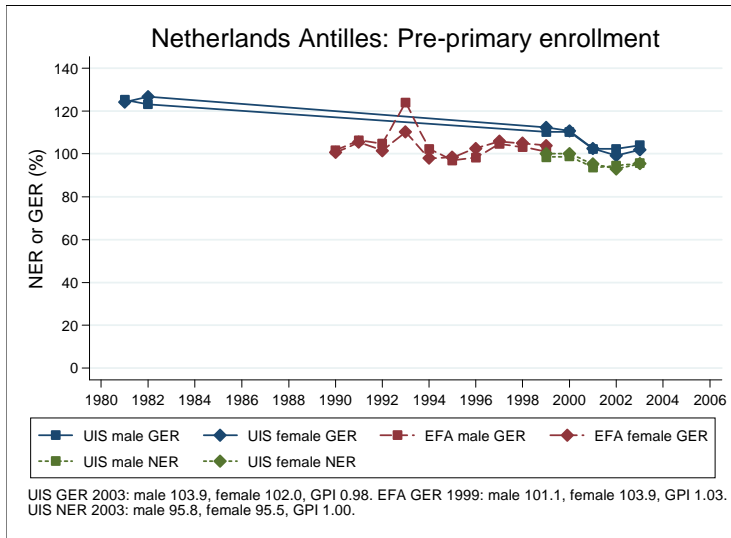
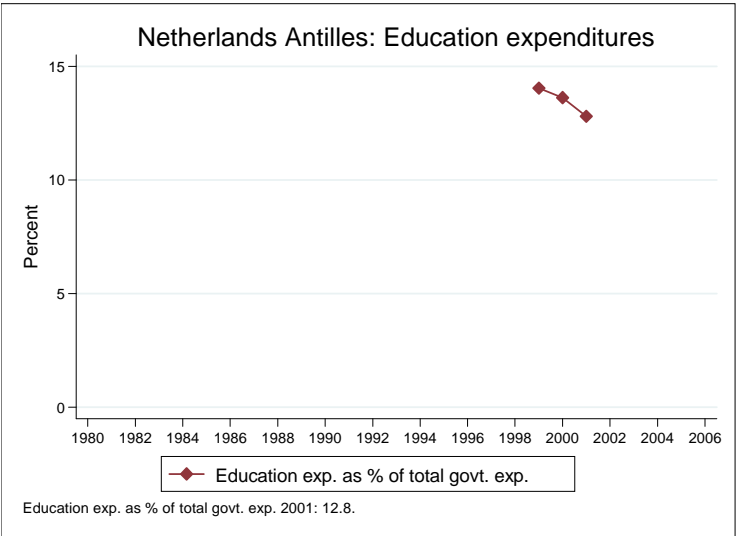
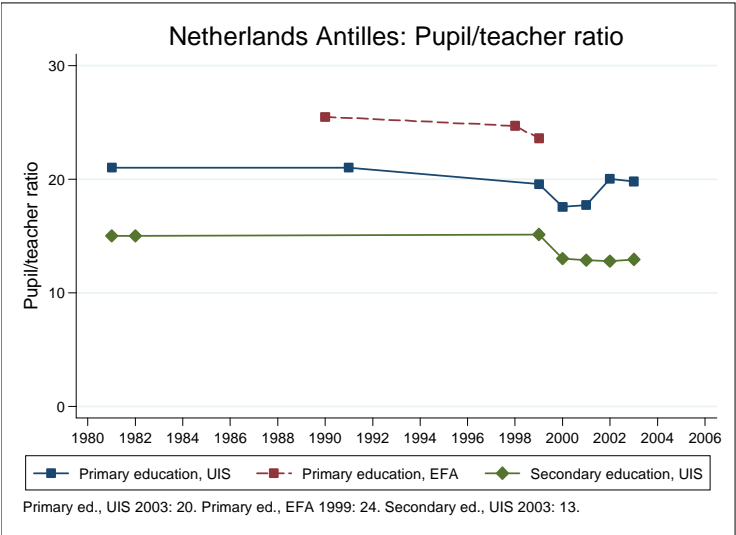


**Education statistics: Netherlands Antilles**

UNICEF, Division of Policy and Practice, Statistics and Monitoring Section, www.childinfo.org, May 2008





## Administrative data: UNESCO Institute for Statistics

### Netherlands Antilles

<b>Population (1,000)</b>	<b>Total</b>	<b>Male</b>	<b>Female</b>
Preschool age, 2006	5	3	3
Primary school age, 2006	17	9	9
Secondary school age, 2006	17	9	9
Total population, all ages, 2007	192	89	103
<b>Official school age (years)</b>	<b>Entrance age</b>	<b>Graduation age</b>	<b>Duration</b>
Preschool, 2005	4	5	2
Primary school, 2005	6	11	6
Secondary school, 2005	12	17	6
Compulsory education, 2005	6	15	10
<b>Net enrolment ratio (%)</b>	<b>Total</b>	<b>Male</b>	<b>Female</b>
Preschool NER, 2003	95.6	95.8	95.5
Primary school NER, 2002	96.5		
Secondary school NER, 2003	81.0	77.3	84.7
<b>Gross enrolment ratio (%)</b>	<b>Total</b>	<b>Male</b>	<b>Female</b>
Preschool GER, 2003	103.0	103.9	102.0
Primary school GER, 2003	124.3	125.2	123.4
Secondary school GER, 2003	91.1	87.3	94.9
<b>Entrance and transition (%)</b>	<b>Total</b>	<b>Male</b>	<b>Female</b>
Primary net intake rate, 2002	71.5	64.1	79.3
Primary gross intake rate, 2003	107.6	103.8	111.5
Primary entrants with ECCE, 2000	100.0	100.0	100.0
Transition rate primary-secondary, 1999	48.3	43.8	52.5
<b>Repetition and completion</b>	<b>Total</b>	<b>Male</b>	<b>Female</b>
Primary repetition rate (%), 2003	12.6	15.5	9.6
Secondary repetition rate (%)			
Survival rate to grade 5 (%), 2001	84.2	80.0	88.4
Survival rate to last primary grade (%), 2001	78.4	78.2	90.7
Primary completion rate (%), 2003	102.9	96.3	109.6
School life expectancy (years), 2003	13.1	12.9	13.2
<b>Teaching staff</b>	<b>Pupil/teacher ratio</b>	<b>% trained teachers</b>	<b>% female teachers</b>
Preschool, 2003	19.3	100.0	99.7
Primary school, 2003	19.8	100.0	86.4
Secondary school, 2003	12.9	100.0	54.7
<b>Public expenditure per student as % of GDP per capita</b>			
Primary school			
Secondary school			
<b>Total public expenditure on education</b>			
As % of GDP			
As % of total government expenditure, 2001	12.8		

#### Data sources:

*Population:* United Nations Population Division, *World Population Prospects: The 2006 Revision*, March 2007.

*Education:* UNESCO Institute for Statistics, Data Centre, <http://stats.uis.unesco.org/unesco/ReportFolders/ReportFolders.aspx>, January 2008.